



lumini Solucoes em Iluminacao LTDA
www.lumini.com.br
Email: laboratorio@lumini.com.br
Tel: +55 11 3437-5555 Fax: +55 11 3437-5555
Address: Rua Ferreira Viana, 716 - Socorro - São Paulo/SP

lumini

LumCAT:

Luminaire: beam cob esp fm

LampCAT: modulo led 30W 30K irc 90

Ballast type: led driver 700mA

Report No:

Voltage(V): 127.0000

Test No:

Current(A): 0.2270

Number of Lamps: 1

Power (W): 28.3000

Lamp flux(lm): 2860.0

PF: 0.9800

Length(mm): 130

Width(mm): 130

Phm Type: C

Height(mm): 0

Photometric Results

Lumens(lm): 1980.15, Efficiency(%): 69.24% , Luminous Efficacy(lm/W): 69.97

Central intensity(cd): 4965.521, Maximum intensity(cd): 4965.521

Angle of maximum intensity: $C=0.0$ $\gamma=0.0$

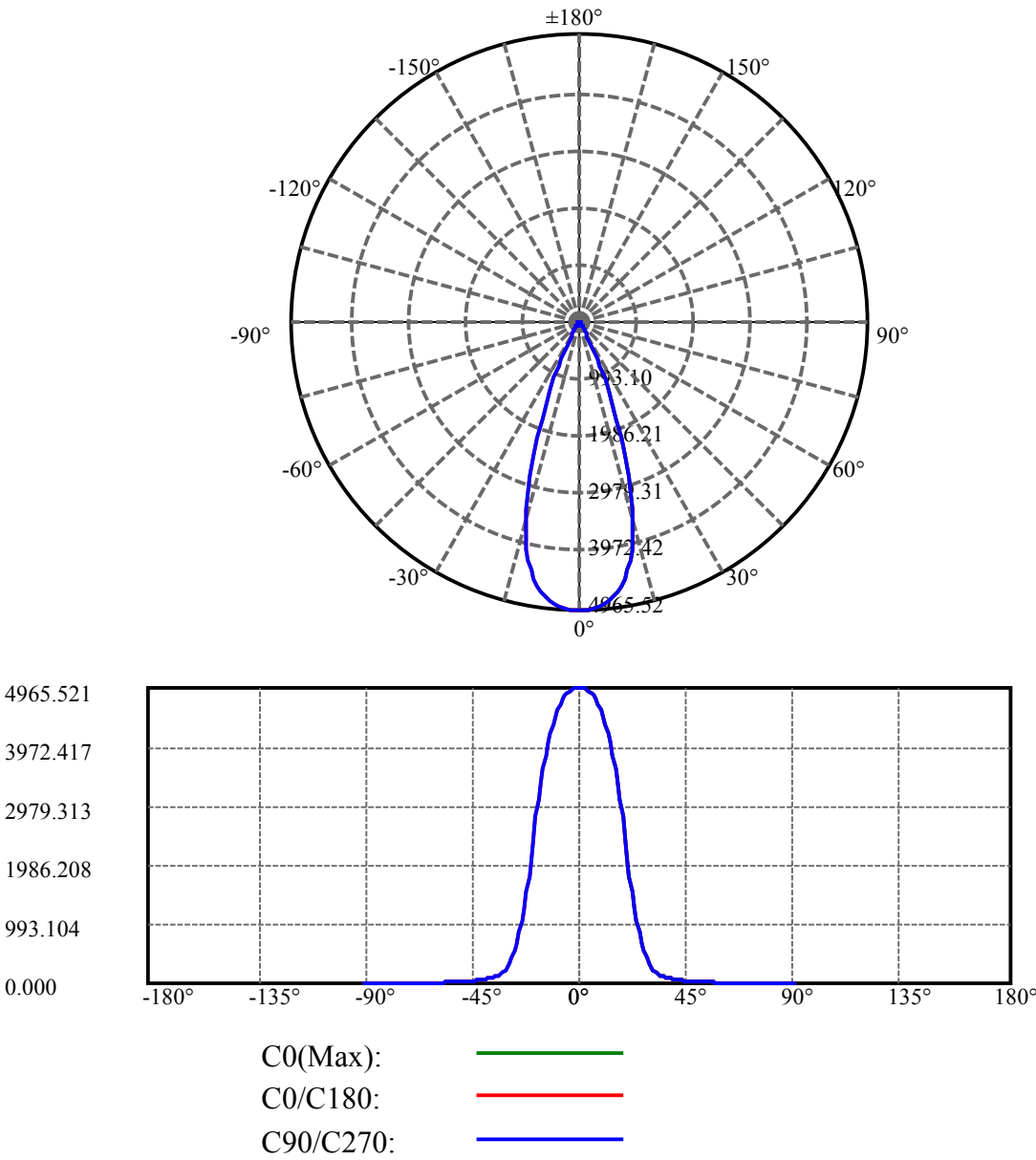
Beam angle of C0 plane : 37.73

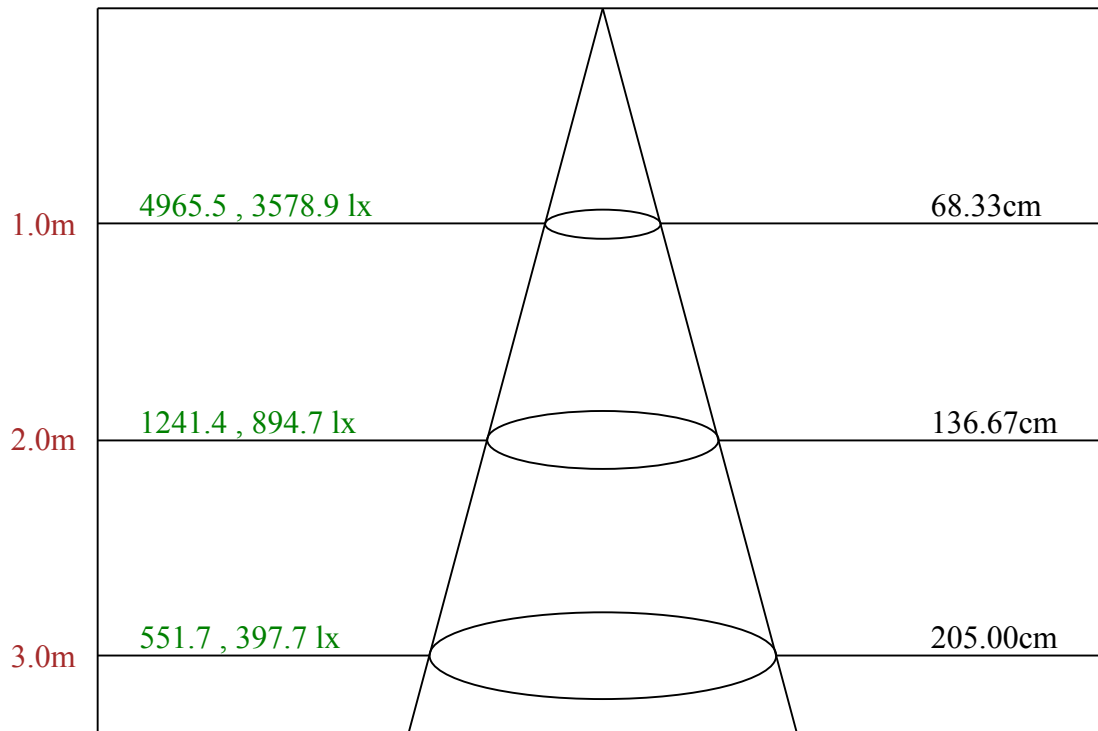
Average BeamAngle(IEC 61341): 37.73

Equipment: equipamento lumini
Temperature(°C): 25.5

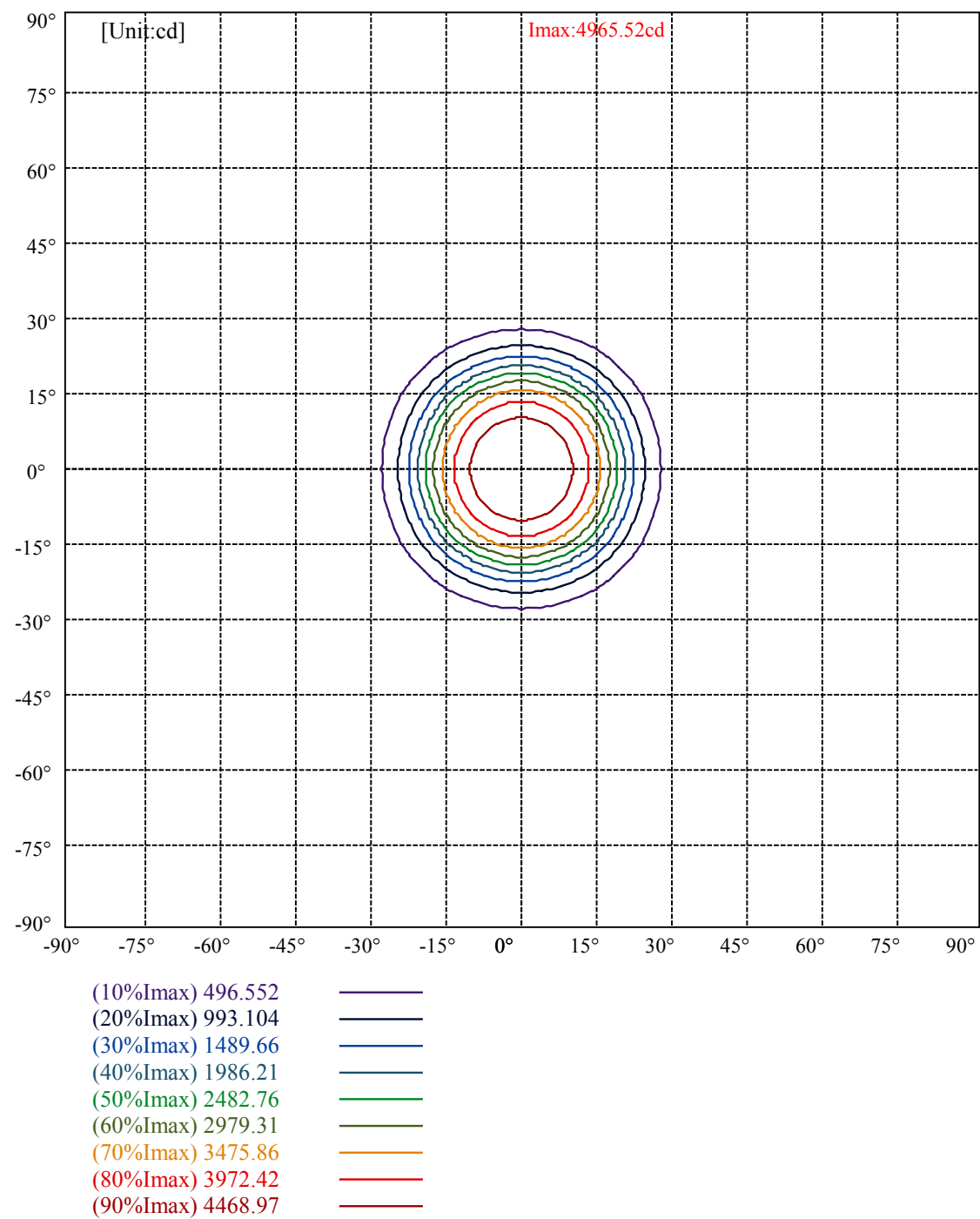
Date: 12/09/2024
Humidity(%): 55.0%

Operator: 01
Distance(m): 6.90





Max , Ave Beam angle of C0 plane 37.73



Luminance Table

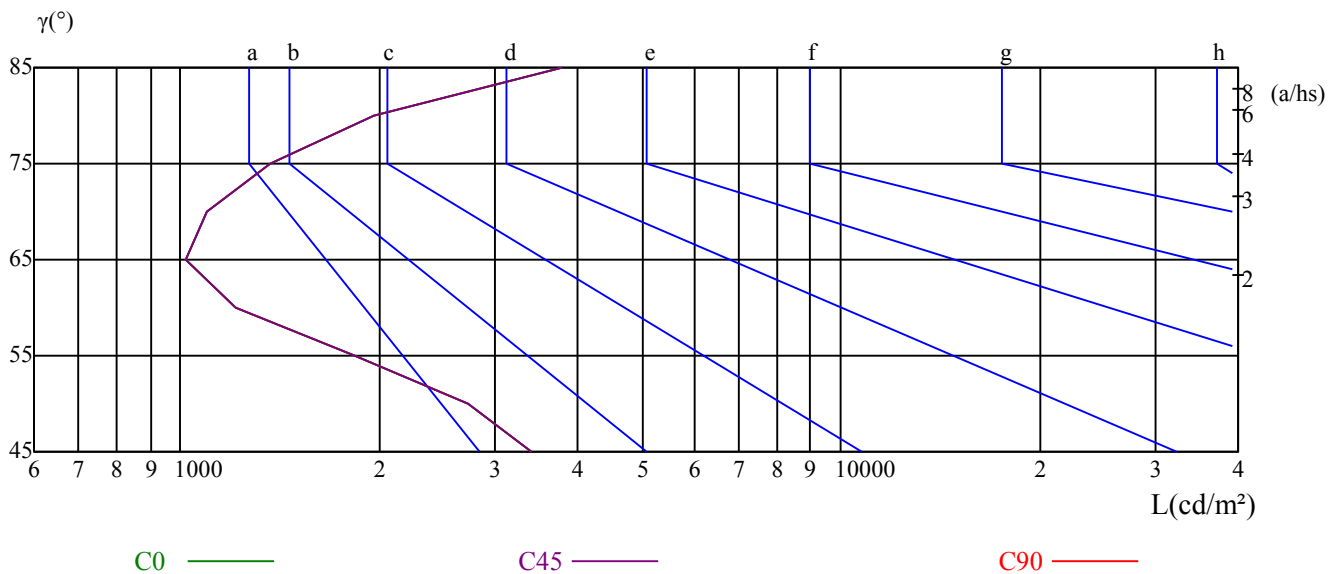
γ	45	50	55	60	65	70	75	80	85
C0	3398	2717	1831	1211	1016	1094	1371	1965	3790
C45	3398	2717	1831	1211	1016	1094	1371	1965	3790
C90	3398	2717	1831	1211	1016	1094	1371	1965	3790

L(Hor)(65)	L(Ver)(65)	L45(65)	L(Hor)(75)	L(Ver)(75)	L45(75)	L(Hor)(85)	L(Ver)(85)	L45(85)
1016	1016	1016	1371	1371	1371	3790	3790	3790

Glare Table

Glare	Quality	Service Values Illuminance(lx)							
1.15	A	2000	1000	500	≤ 300				
1.5	B		2000	1000	500	≤ 300			
1.85	C			2000	1000	500	≤ 300		
2.2	D				2000	1000	500	≤ 300	
2.55	E					2000	1000	500	≤ 300
		a	b	c	d	e	f	g	h

Luminance Limiting Curve



Illumination assessment according UGR											
Rf of Ceiling	70	70	50	50	30	70	70	50	50	30	
Rf of Wall	50	30	50	30	30	50	30	50	30	30	
Rf of Floor	20	20	20	20	20	20	20	20	20	20	
Room dimensions		Viewed crosswise					Viewed endwise				
X	Y										
2H	2H	9.10	10.03	9.47	10.34	10.66	8.18	9.11	8.54	9.42	9.73
	3H	9.20	10.02	9.59	10.36	10.71	8.34	9.17	8.73	9.51	9.85
	4H	9.36	10.12	9.76	10.48	10.85	8.57	9.34	8.98	9.69	10.06
	6H	9.73	10.43	10.15	10.80	11.20	9.04	9.73	9.46	10.11	10.51
	8H	10.01	10.68	10.44	11.07	11.47	9.38	10.04	9.80	10.43	10.84
	12H	10.44	11.07	10.87	11.47	11.89	9.88	10.51	10.31	10.91	11.32
4H	2H	8.97	9.73	9.37	10.08	10.45	8.10	8.86	8.50	9.22	9.59
	3H	9.16	9.80	9.58	10.19	10.61	8.39	9.03	8.82	9.43	9.85
	4H	9.50	10.05	9.94	10.47	10.92	8.82	9.37	9.26	9.80	10.25
	6H	10.06	10.54	10.53	11.00	11.45	9.50	9.99	9.97	10.44	10.89
	8H	10.53	10.98	11.02	11.44	11.92	10.04	10.49	10.53	10.95	11.42
	12H	11.20	11.62	11.69	12.07	12.59	10.78	11.20	11.27	11.65	12.17
8H	4H	9.55	10.00	10.04	10.46	10.94	8.93	9.38	9.42	9.84	10.32
	6H	10.35	10.72	10.86	11.20	11.71	9.87	10.24	10.38	10.72	11.24
	8H	11.08	11.39	11.61	11.91	12.41	10.67	10.98	11.21	11.50	12.00
	12H	12.02	12.25	12.57	12.77	13.30	11.70	11.93	12.24	12.45	12.97
12H	4H	9.58	9.99	10.07	10.45	10.97	8.98	9.39	9.47	9.84	10.37
	6H	10.52	10.82	11.05	11.35	11.84	10.07	10.37	10.60	10.90	11.39
	8H	11.31	11.54	11.86	12.06	12.59	10.94	11.17	11.48	11.69	12.22
Variation with the observer position at spacings:											
S = 1.0H		2.6/-2.2					2.6/-2.2				
S = 1.5H		3.8/-2.2					3.8/-2.2				
S = 2.0H		4.8/-1.9					4.8/-1.9				
Standard tables:		BK4					BK4				
Uncorrected UGR		-7.7					-7.7				

依据CIE Publ. 117 计算 UGR, S/H = 0.25